

Monday 12<sup>th</sup> December



Dear Lanivet School Families,



In order to offer a safe learning day for all please find links The Oak Academy lessons that best match our school planned lessons, these will not cover the exact same planning of our teachers but similar in content. Sometimes slightly different vocabulary is used, please reassure the children that this could be the case!

Thank you for your understanding and Keep Safe. Team Lanivet x

Please follow the links to the correct year group as shown below.

	Oak Academy home learning links
Reception Class	<p>Phonics – Blending Lessons x3 <a href="https://schools.ruthmiskin.com/training/view/Q9SQdKEZ/hiHI92YI">https://schools.ruthmiskin.com/training/view/Q9SQdKEZ/hiHI92YI</a> <a href="https://schools.ruthmiskin.com/training/view/xUH1TGKd/wtcoaDPi">https://schools.ruthmiskin.com/training/view/xUH1TGKd/wtcoaDPi</a> <a href="https://schools.ruthmiskin.com/training/view/O3WSF6QX/uCNwKqLo">https://schools.ruthmiskin.com/training/view/O3WSF6QX/uCNwKqLo</a></p> <p>Fred Game – Things in his toy box <a href="https://schools.ruthmiskin.com/training/view/UFRhK4RK/cVZxwbwp">https://schools.ruthmiskin.com/training/view/UFRhK4RK/cVZxwbwp</a></p> <p>PE – Christmas Special Cosmic Yoga <a href="#">Christmas Special   A Cosmic Kids Yoga Adventure! - YouTube</a></p> <p>Literacy Story – Little Red Hen <a href="#">To listen and join in with a story (thenational.academy)</a></p> <p>Music – EYFS – This is me <a href="#">This is me (thenational.academy)</a></p> <p>PSED – Hidden Germ – Hand Washing Practice <a href="#">Hidden germs (thenational.academy)</a></p>
Year 1	<p>Phonics: <a href="https://schools.ruthmiskin.com/training/view/B7K7V8Vi/J8beBqiQ">https://schools.ruthmiskin.com/training/view/B7K7V8Vi/J8beBqiQ</a> <a href="https://schools.ruthmiskin.com/training/view/tPNAMikr/w6X3dx1B">https://schools.ruthmiskin.com/training/view/tPNAMikr/w6X3dx1B</a> <a href="https://schools.ruthmiskin.com/training/view/fYkj4ITg/Qna4eMOF">https://schools.ruthmiskin.com/training/view/fYkj4ITg/Qna4eMOF</a></p> <p>English: <a href="#">To listen and respond to an information text (thenational.academy)</a></p> <p>Maths: <a href="#">Counting back in ones to subtract (thenational.academy)</a></p>
Year 2	<p>English - <a href="https://classroom.thenational.academy/units/the-unlucky-man-2e92">https://classroom.thenational.academy/units/the-unlucky-man-2e92</a></p> <p>Maths -</p>

	<p><a href="https://www.bbc.co.uk/teach/supermovers/ks1-maths-the-5-times-table/zhbm47h">https://www.bbc.co.uk/teach/supermovers/ks1-maths-the-5-times-table/zhbm47h</a></p> <p><a href="https://classroom.thenational.academy/lessons/to-apply-knowledge-of-number-bonds-75hp4d">https://classroom.thenational.academy/lessons/to-apply-knowledge-of-number-bonds-75hp4d</a></p> <p>History -</p> <p><a href="https://classroom.thenational.academy/units/why-do-we-celebrate-bonfire-night-82ed">https://classroom.thenational.academy/units/why-do-we-celebrate-bonfire-night-82ed</a></p>
Year 3	<p><a href="https://classroom.thenational.academy/lessons/subtracting-3-digit-numbers-regrouping-in-multiple-columns-74rkce">https://classroom.thenational.academy/lessons/subtracting-3-digit-numbers-regrouping-in-multiple-columns-74rkce</a></p> <div data-bbox="378 636 863 889">  <p><b>Oak National Academy</b></p> </div> <p><a href="#">Subtracting 3-digit numbers (regrouping in multiple columns)</a></p> <p>In this lesson, we will consolidate learning on column subtraction and will practise regrouping across all columns</p> <p>classroom.thenational.academy</p> <p><a href="https://classroom.thenational.academy/lessons/to-explore-punctuating-speech-first-c9j30c">https://classroom.thenational.academy/lessons/to-explore-punctuating-speech-first-c9j30c</a></p> <div data-bbox="378 1339 863 1592">  <p><b>Oak National Academy</b></p> </div> <p><a href="#">To explore punctuating speech first</a></p> <p>In this lesson, we will explore punctuating speech first and speech second sentences, which we will use when we come to write the ending of the story.</p> <p>classroom.thenational.academy</p>

Year 4	<p>Year 4 work will be added when Mrs Liddicoat and I have finished gritting the playground!</p> <p>Thank you for your understanding. ☺</p>
Year 5	<p><a href="#">To analyse a clip and generate vocabulary (Part 1) (thenational.academy)</a></p> <div>  <p><a href="#">To analyse a clip and generate vocabulary (Part 1)</a></p> <p>In this lesson, we will watch a new section of Oliver Twist and begin to analyse it carefully by generating vocabulary to describe the setting, characters and action.</p> <p>classroom.thenational.academy</p> </div> <p><a href="#">Solving multi-step addition and subtraction problems (thenational.academy)</a></p> <div>  <p><a href="#">Solving multi-step addition and subtraction problems</a></p> <p>In this lesson, we will be applying the addition and subtraction strategies that we have learned to word and real life problems.</p> <p>classroom.thenational.academy</p> </div>
Year 6	<p>English : This is a recap on fronted adverbials so we do not start our sentences in the same way. Just like we have been practising with DADWAVERS.</p> <p><a href="https://classroom.thenational.academy/lessons/to-explore-fronted-adverbials-71h64t">https://classroom.thenational.academy/lessons/to-explore-fronted-adverbials-71h64t</a></p> <p>Maths: For maths today - I would like you to try Coordinates. Along the corridor and up the stairs.</p> <p><a href="https://classroom.thenational.academy/lessons/describing-coordinate-positions-on-a-grid-6hgpat?activity=video&amp;step=1">https://classroom.thenational.academy/lessons/describing-coordinate-positions-on-a-grid-6hgpat?activity=video&amp;step=1</a></p>