



The 'Lanivet Way' Curriculum

Overview of Content

	Autumn 1	Autumn 2	Spring 1	Spring 2	Summer 1	Summer 2
All Year Groups from EYFS to Y6	Explicit teaching of the full 'Lanivet Way' curriculum content	Ongoing revision of content	Longer recap of 'Lanivet Way' curriculum	Ongoing revision of content	Longer recap of 'Lanivet Way' curriculum	Ongoing revision of content

Introduction

At Lanivet we develop children's character through the 'Lanivet Way' curriculum. In order to build character, we define the behaviours and habits that we expect students to demonstrate. We want to support our pupils to grow into adults who are polite, respectful, grateful and who put others before themselves. We believe that, as pupils practise these behaviours over time, they become habits that positively shape how they feel about themselves and how other people perceive them.

Teaching the behaviour curriculum

The curriculum is taught explicitly during the first week in Autumn term alongside the traditional National Curriculum subjects. Children should learn the content of the curriculum so that they can recall the information and act upon it. At the start of each term, the 'Lanivet Way' curriculum is revisited with pupils and will continue to be reinforced throughout the year. As with other curriculum content, this should be taught using explicit teaching based on the 'Principles of Instruction' set out by Barak Rosenshine including regular quizzing to check and strengthen retention. Teachers will also demonstrate these behaviours and ensure pupils have many opportunities to practise these (particularly in the first few days of each term). For example, a lining up order should be taught in the classroom but must be reinforced in different locations and times throughout the school day e.g. at lunchtime or playtime. It is expected that all pupils will know this content.

As Tom Bennett describes in 'Running The Room', the process for teaching behaviour explicitly is as follows –

1. Identify the routines you want to see
2. Communicate in detail your expectations
3. Practise the routines until everyone can do them
4. Reinforce, maintain and patrol the routines constantly

It is essential that all staff know the details of this curriculum, teach it explicitly to pupils and continuously maintain the high standards we set. By doing so we support each other to create a culture where pupils feel safe and are able to learn in an optimised environment and where teachers are free to teach unimpeded.

Adaptations

While this curriculum is intended for all pupils it will be applied differently in different year groups depending on pupils' ages and may be applied differently depending on individual pupils' SEND needs. For example, pupils who have autistic spectrum conditions may find it very uncomfortable to maintain eye-contact with adults. Sensitivity must be applied at all times when teaching the behaviour curriculum.

Curriculum Content














Curriculum content to be covered in depth in Autumn Term 1 and revisited throughout the year

Our Pocket Principles

Know that there are three behaviour principles in school known as the pocket principles. These are to

- be ready,
- be respectful,
- be safe.

Know the following examples of these three principles –

Be Ready	Be Respectful	Be Safe
 Track the speaker	 Raise hand to question	 Move around safely
 Listen effectively	 Listen effectively	 Use equipment safely
 Sit sensibly	 Speak kindly	 Make safe choices
 Correct equipment	 Respect ideas	
	 Respect difference	
	 Respect difference	

--	--	--

Know that if you respect someone, you have a good opinion of their character or ideas.
Know that being responsible means being able to be trusted to do the right things that are expected of you without supervision.
Know that pupils who do not follow the pocket principles and the school rules will have a consequence for this.

Moving Around School

Know that when we walk around school we

- face forwards,
- walk at a steady pace,
- walk in a straight line,
- use inside voices.

Know that when we move around school we walk on the left of the corridor.

Know that when we follow this guidance we keep everyone safe and make sure the learning of other children is not disrupted as people move around school.

Classroom routines

Know that in lessons we are effective listeners. This means that we

- face forwards,
- sit sensibly,
- never interrupt,
- track the speaker.

Know that if we are effective listeners then everybody is able to learn without distractions.

Lining up

Know the order that you always line up in.

Know who you stand in front of and who is behind you.

Know that you should line up without leaning against the walls while moving around school.

Know the routine for entering the classroom and getting ready to learn.

In the classroom

Know where you sit in class during lessons (including 'carpet places')

Know the routine for handing out and collecting exercise books in the classroom.

Know where to hang up your coat in the classroom or corridor.

Know that you should only go to the toilet at playtime or lunchtime or if you are ill during lessons. Know that you need to get equipment out ready for the lesson and to look after it.

Know that any deliberate damage to school equipment will incur a consequence.

Know how to put your hand up quietly to answer a question or participate in discussion.

Know that it is important to speak loudly and clearly in class when sharing answers so that everyone can hear.

Know that when you want help from an adult you raise your hand and wait quietly unless the teacher has indicated otherwise.

Speaking in Class

Know that verbal answers should usually be given in full sentences e.g. *Who was Christopher Columbus? He was a famous explorer.*

Know that keeping your hand away from your mouth while speaking helps you to be heard clearly.

Know that you must pronounce words clearly to be understood.

Know that you must speak with a voice which is loud enough for everyone in class to hear you.

Know that it is polite to look at the person you are speaking to.

Completing work in books

Know how to set out work in books according to the Lanivet Presentation Policy (see separate document).

Know that each piece of work needs a date and title.

Know that you must use 'one square, one digit' when writing in maths books.

Know how to underline titles using a ruler.

Know how to correct mistakes by drawing a straight line through your work.

Manners

Know that at Lanivet we are always polite to each other.

Know that you should use someone's name when talking to them.

Know that you should say 'thank you' when you receive something or someone does something kind to you.

Know that you should say 'excuse me' if someone is in your way.

Know that you should always say 'please' when you are asking for something.

Know that you should aim to speak positively about others.

Know that you should let others through a doorway before walking through yourself.

Know that you should say 'Good morning/afternoon NAME' to others if spoken to.

Know that it is polite to give eye contact to the person you are talking to.

Know that it is important to show gratitude to others by thanking people for what they have done for you.

Know that it is important to have good manners so that people act politely back to you.

Playtime Behaviour

Know that you must walk from your classroom to the playground.

Know that you must play safely without hurting anyone.

Know that we do not 'play fight' because we may hurt someone by accident.

Know that you must be kind, by including people in your games and sharing equipment.

Know that someone who is kind behaves in a gentle, caring, and helpful way towards other people.

Know that you should not scream when playing together at playtime.

Know that, when asked to, you must line up in your lining up order quickly.

Know that when the whistle is blown you must stop what you are doing and stand silently, ready for an instruction from the adult in charge.

Lunchtime

Know where you line up for lunchtime when you are called.

Know where you sit in the dinner hall during lunchtime.

Know that you should use a quiet voice in the dinner hall.

Know that you should always try to use a knife and fork correctly (this will be explicitly taught in EYFS and KS1)

Know that you should finish what you are eating before leaving your seat.

Know how to use good manners during lunchtime, particularly when receiving food from the school kitchen and talking to midday supervisors.

Know that 'good manners' means saying 'please' when you ask for something and 'thank you' when you receive it.

Preventing Bullying

Know that bullying is:

- Hurting someone else on purpose
- Repetitive – it happens again and again
- Can be physical, verbal, and emotional.

Know that bullying can be indirect. This means:

- Leaving people out of groups or games
- Talking about someone behind their back
- Standing by and watching someone get bullied without letting an adult know.

Know that if this happens online, it is called cyberbullying.

Know that if you think you are being bullied you should tell an adult.

Know that if you think someone is being bullied you should tell an adult.

Know that bullying is unacceptable and that it will be dealt with seriously by all adults at Lanivet.

Jewellery

Know that, on health and safety grounds, we do not allow children to wear jewellery in school except for earring studs in pierced ears, small objects of religious significance and a watch.

End of the day routine

Know that you must not go home until the teacher has checked that the correct adult is picking you up.

Attendance and Punctuality

Know that you must try to attend school every day.

Know that you must try to arrive at school on time every day.

Know that attending school on time every day is important so that you don't miss important learning.

Behaviour outside school

Know that when you are wearing your school uniform you are representing the school community and must always behave responsibly and respectfully.

Know that you should be considerate of other people arriving and leaving school.

Know that being considerate means thinking about other people's needs, wishes and feelings. Know that examples of being considerate on the way home include walking not running, giving people plenty of space, using a quiet voice (not shouting).

Summary

Know that the 'Lanivet Way' curriculum must be followed at all times.

Know that all pupils follow the 'Lanivet Way' curriculum to become better learners and to build positive habits which will help everyone to be successful throughout life.

NOTE: We do not have class charters, individual class rules or individual behaviour systems